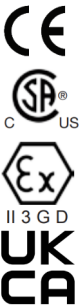


LP822 Series

Class I, Division 2 (ATEX Zone 2) Loop Power Sensor, 4-20 mA  
Output Proportional to Vibration in Velocity, Top Exit 2 Pin  
Connector

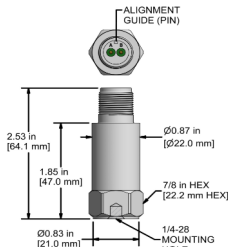


Product Features

- Continuous Monitoring in Hazardous Locations
- 4-20 mA Current Proportional to Vibration in Velocity
- ▶ Requires “Class I, Division 2” Approved Cabling & Connector
  - ▶ Transmit Signals Over Long Distances with No Signal Loss
  - ▶ Outputs to PLC, DCS, SCADA

LP822-XXX-1B  
2 Pin Connector

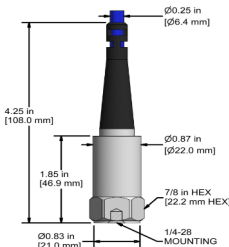
Connector	Polarity
Pin	
A	(+) Loop Power mA Output
B	(-) Common



Built To Order

LP822-XXX-2C  
Integral Cable

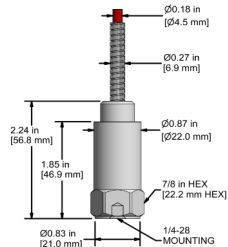
Conductor	Polarity
Red	(+) Loop Power mA Output
Black	(-) Common
Shield	Cable Drain Wire



Built To Order

LP822-XXX-3C  
Armored Integral Cable

Conductor	Polarity
Red	(+) Loop Power mA Output
Black	(-) Common
Shield	Cable Drain Wire



Built To Order

Specifications	Standard	Metric	Specifications	Standard	Metric
Part Number	LP822	M/ or M8/LP822	Physical		
Tolerance: 4 mA	(± 10%)		Sensing Element	PZT Ceramic	
Tolerance: 20 mA	(± 10%)		Sensing Structure	Shear Mode	
Electrical			Weight	3.7 oz	105 grams
Settling Time	<60 Seconds		Case Material	316L Stainless Steel	
Voltage Source (IEPE)	12-28 VDC		Mounting Thread	1/4-28 Blind Tapped Hole	
Case Isolation	>10 <sup>8</sup> ohm		Connector (Non-Integral)	2 Pin MIL-C-5015	
Environmental			Mounting Torque	2 to 5 ft. lbs.	2,7 to 6,8 Nm
Operating Temperature Range	-4 to 176 °F	-20 to 80 °C	Mounting Hardware Supplied	1/4-28 Stud	M6x1 or M8x1.25 Adapter Stud
Electromagnetic Sensitivity	CE		Calibration Certificate	Current Output @ 100 Hz	
Sealing	Welded, Hermetic				