

LP952 Series

Intrinsically Safe IEC Certified (IECEX) Loop Power Sensor, 4-20 mA Output Proportional to Vibration in Acceleration, Top Exit 2 Pin Connector

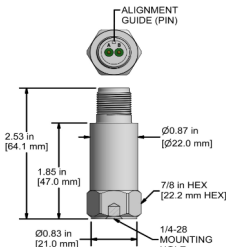


Product Features

- Continuous Monitoring in Hazardous Locations
- 4-20 mA Current Proportional to Vibration in Acceleration
- ▶ Requires Energy Limiting Barriers such as IS111-1B
 - ▶ Transmit Signals Over Long Distances with No Signal Loss
 - ▶ Outputs to PLC, DCS, SCADA

LP952-XXX-1B
2 Pin Connector

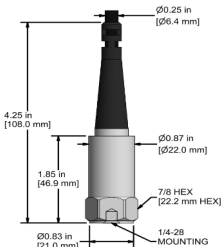
Connector	Polarity
Pin	
A	(+) Loop Power mA Output
B	(-) Common



Built To Order

LP952-XXX-2C
Integral Cable (CB103)

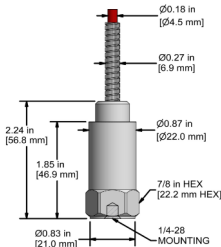
Conductor	Polarity
Red	(+) Loop Power mA Output
Black	(-) Common
Shield	Cable Drain Wire



Built To Order

LP952-XXX-3C
Armored Integral Cable (CB206)

Conductor	Polarity
Red	(+) Loop Power mA Output
Black	(-) Common
Shield	Cable Drain Wire



Built To Order

Specifications	Standard	Metric	Specifications	Standard	Metric
Part Number	LP952	M/ or M8/LP952	Physical		
Tolerance: 4 mA	(± 10%)		Sensing Element	PZT Ceramic	
Tolerance: 20 mA	(± 10%)		Sensing Structure	Shear Mode	
Electrical			Weight	3.7 oz	105 grams
Settling Time	<60 Seconds		Case Material	316L Stainless Steel	
Voltage Source (IEPE)	12-28 VDC		Mounting Thread	1/4-28 Blind Tapped Hole	
Case Isolation	>10 ⁸ ohm		Connector (Non-Integral)	2 Pin MIL-C-5015	
Environmental			Mounting Torque	2 to 5 ft. lbs.	2,7 to 6,8 Nm
Operating Temperature Range	-4 to 176 °F	-20 to 80 °C	Mounting Hardware Supplied	1/4-28 Stud	M6x1 or M8x1.25 Adapter Stud
Electromagnetic Sensitivity	CE		Calibration Certificate	Current Output @ 100 Hz	
Sealing	Welded, Hermetic				